



# CITY OF CIBOLO, TEXAS

## QUARTERLY INVESTMENT REPORT

Quarter Ending: March 31, 2018

Investments	Prior	Current						
	Market Value	Market Value	Book Value	Accrued Interest	Interest Received	% of Portfolio	YTM @ Cost	WAM
General Fund	7,306,024	9,010,313	9,010,313	13,183	64,710	22.1%	1.79	79
Debt Service Fund	3,106,147	841,000	841,000	706	2,787	2.1%	1.81	64
Economic Development Fund	261,972	333,781	333,781	959	861	0.8%	1.70	35
Water Fund	3,837,838	3,639,195	3,639,195	8,627	9,887	8.9%	1.50	29
Special Fund	6,368,396	6,794,856	6,795,287	456	23,605	16.7%	1.49	6
Capital Fund	20,761,919	20,073,035	20,087,411	59,507	124,609	49.3%	1.85	143
<b>Total</b>	<b>41,642,297</b>	<b>40,692,181</b>	<b>40,706,988</b>	<b>83,438</b>	<b>226,459</b>	<b>100.0%</b>	<b>1.742</b>	<b>93</b>

Benchmark rate: six month treasury 1.90 182  
 one year treasury 2.10 365

This report is in compliance with the approved investment policies and strategies.

\_\_\_\_\_  
 City Manager, Investment Officer

\_\_\_\_\_  
 Date

\_\_\_\_\_  
 Director of Finance, Investment Officer

\_\_\_\_\_  
 Date

Reporting Period: 01/01/2018-03/31/2018

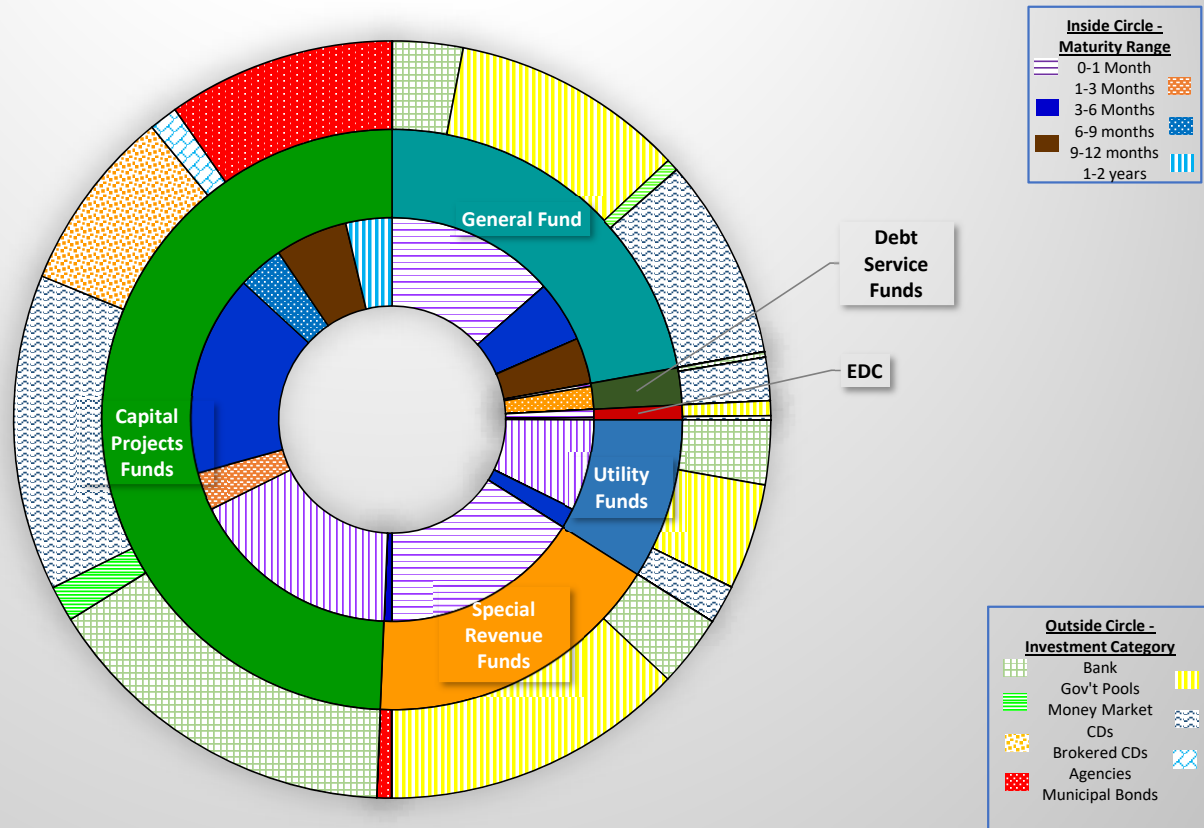


# CITY OF CIBOLO, TEXAS

## QUARTERLY INVESTMENT REPORT

Quarter Ending: March 31, 2018

### Combined Portfolio



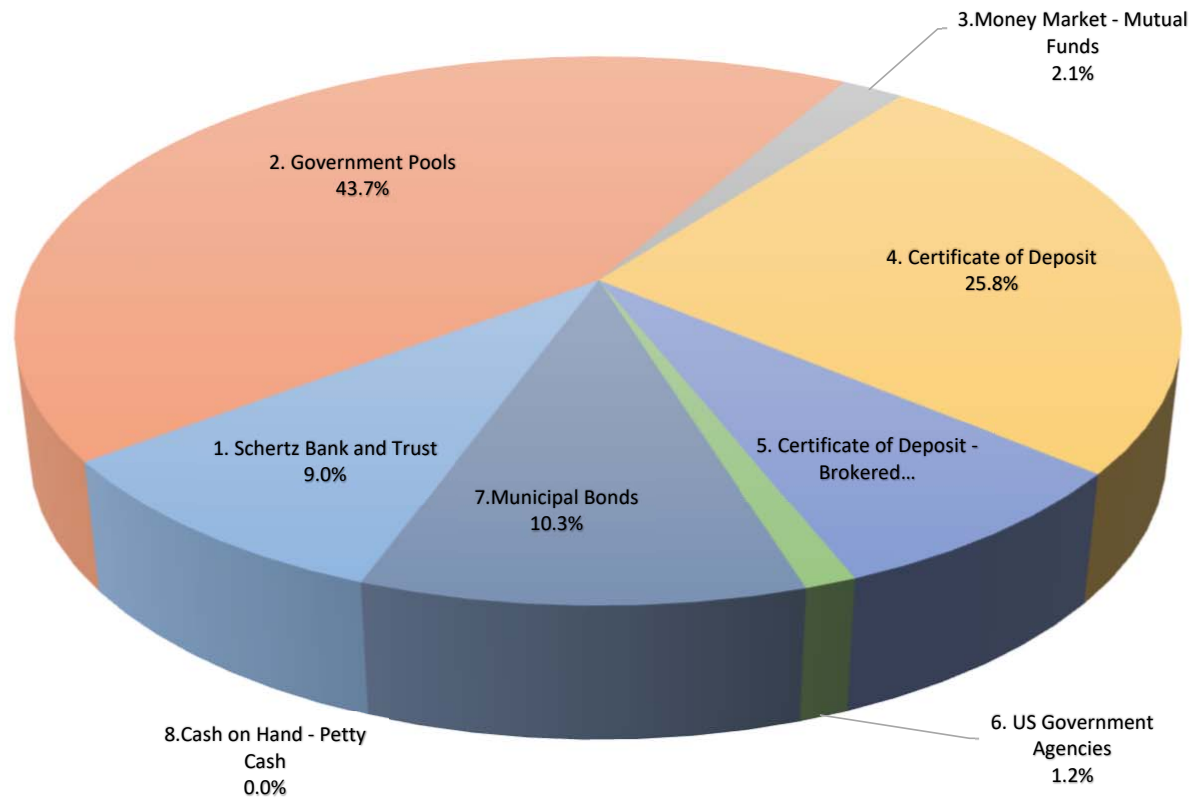


# CITY OF CIBOLO, TEXAS

## QUARTERLY INVESTMENT REPORT

Quarter Ending: March 31, 2018

Portfolio holdings distribution by asset category



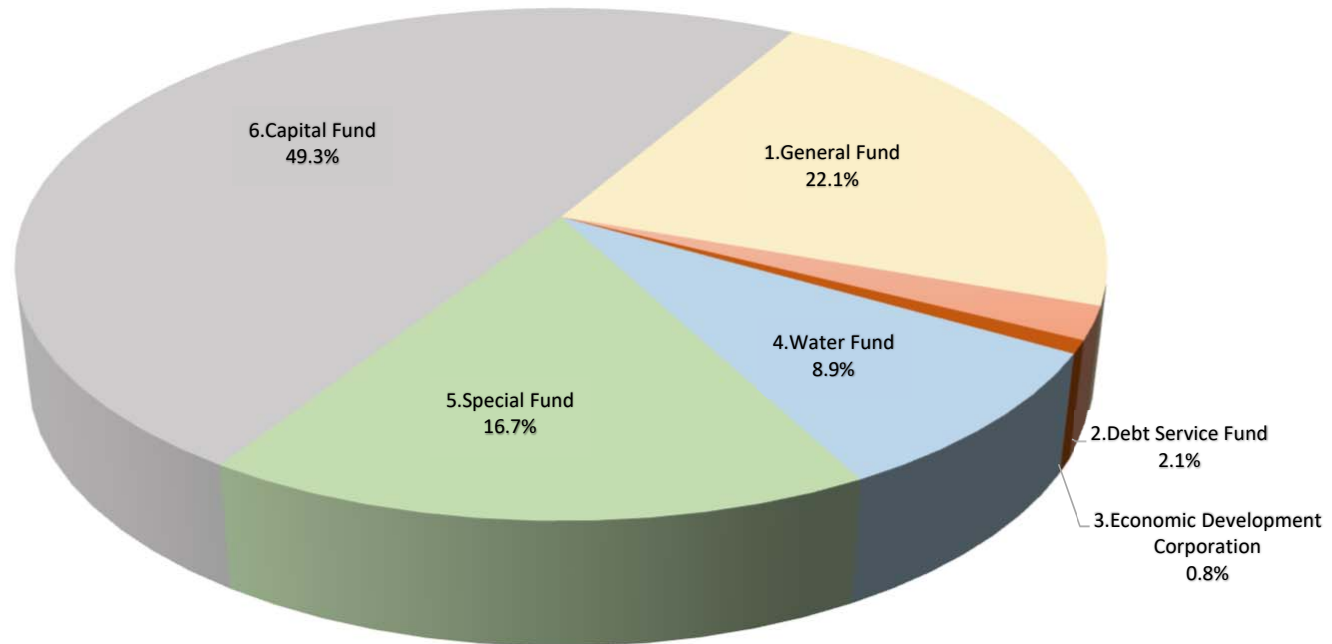


# CITY OF CIBOLO, TEXAS

## QUARTERLY INVESTMENT REPORT

Quarter Ending: March 31, 2018

Portfolio Holdings Distribution by Asset Class



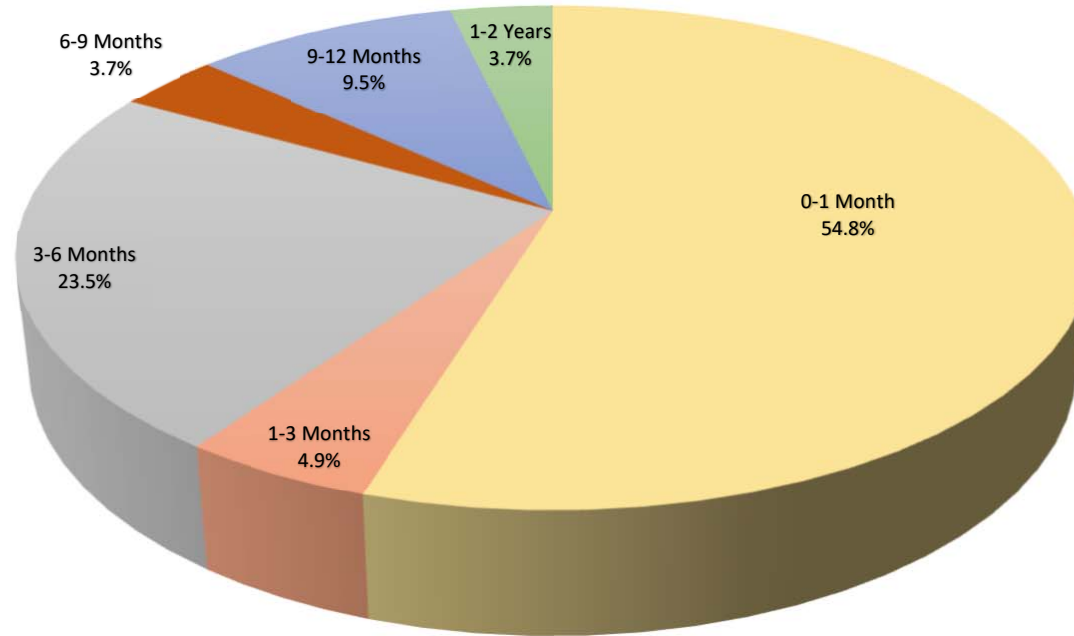


# CITY OF CIBOLO, TEXAS

## QUARTERLY INVESTMENT REPORT

Quarter Ending: March 31, 2018

Portfolio Holdings Distribution by Maturity Range



City of Cibolo  
Date To Date  
QUARTERLY Investment Report  
Report Format: By Transaction  
Group By: Asset Category  
Portfolio / Report Group: All Portfolios  
Begin Date: 12/31/2017, End Date: 3/31/2018

Description	CUSIP/Ticker	Credit Rating 1	Credit Rating 2	Portfolio Name	Beginning MV	Ending BV	Ending MV	Interest/ Dividends	Ending Market Accrued Interest	Ending YTM @ Cost	Maturity Date	Ending Days To Maturity
<b>1. Schertz Bank and Trust</b>												
Schertz Bank & Trust - 5046 MM	MM5046	None	None	035A Police - Federal Forfeiture	26.93	26.99	26.99	0.06	N/A	0.960	N/A	1
Schertz Bank & Trust - 5046 MM	MM5046	None	None	036 Police Education Funds	7,494.66	10,112.52	10,112.52	17.86	N/A	0.960	N/A	1
Schertz Bank & Trust - 5046 MM	MM5046	None	None	033 Court Technology Fees	12,668.33	14,680.09	14,680.09	30.08	N/A	0.960	N/A	1
Schertz Bank & Trust - 5046 MM	MM5046	None	None	034 Court Security Fees	23,212.43	23,557.38	23,557.38	49.31	N/A	0.960	N/A	1
Schertz Bank & Trust - 5046 MM	MM5046	None	None	037 Police Special Fund	7,197.15	10,899.16	10,899.16	29.58	N/A	0.960	N/A	1
Schertz Bank & Trust - 5046 MM	MM5046	None	None	038 Child Safety Program	86,197.46	88,985.25	88,985.25	185.49	N/A	0.960	N/A	1
Schertz Bank & Trust - 5046 MM	MM5046	None	None	035B Police - Forfeiture Account	2,618.57	2,624.10	2,624.10	5.53	N/A	0.960	N/A	1
Schertz Bank & Trust - 5763 MM	MM5763	None	None	024 Waste Water Impact Fees	205,659.96	278,070.99	278,070.99	523.34	N/A	0.960	N/A	1
Schertz Bank & Trust - 5763 MM	MM5763	None	None	030 Street Impact Fees	48,725.19	48,826.31	48,826.31	101.12	N/A	0.960	N/A	1
Schertz Bank & Trust - 5763 MM	MM5763	None	None	032 Park Land Fees	71,262.84	165,014.72	165,014.72	275.91	N/A	0.960	N/A	1
Schertz Bank & Trust - 5763 MM	MM5763	None	None	029 Traffic Impact Fees	90,096.38	115,930.58	115,930.58	228.43	N/A	0.960	N/A	1
Schertz Bank & Trust - 5763 MM	MM5763	None	None	022 Water Impact Fees	134,902.67	181,973.61	181,973.61	335.94	N/A	0.960	N/A	1
Schertz Bank & Trust - 5763 MM	MM5763	None	None	031 Drainage Impact Fees	264,979.93	306,090.46	306,090.46	600.96	N/A	0.960	N/A	1
Schertz Bank & Trust - Payroll MM	MM5810	None	None	001 General Fund	123.76	138.80	138.80	31.14	N/A	0.960	N/A	1
Schertz Bank & Trust MM	MM5801	None	None	003 Debt Service Fund	3,106,146.53	91,000.02	91,000.02	2,787.40	N/A	0.960	N/A	1
Schertz Bank & Trust-5712 MM	MM5712	None	None	021 Cibolofest	190.46	-706.57	-706.57	0.00	N/A	0.960	N/A	1
Schertz Bank & Trust-5712 MM	MM5712	None	None	001 General Fund	3,100,171.63	1,225,064.03	1,225,064.03	3,737.10	N/A	0.960	N/A	1
Schertz Bank & Trust-5720 MM	MM5720	None	None	002 Water & Sewer Fund	964,632.66	985,751.82	985,751.82	1,746.02	N/A	0.960	N/A	1
Schertz Bank & Trust-5720 MM	MM5720	None	None	040 Drainage Utility District	84,987.25	135,118.31	135,118.31	252.42	N/A	0.960	N/A	1
<b>Sub Total/Average 1. Schertz Bank and Trust</b>					<b>8,211,294.79</b>	<b>3,683,158.57</b>	<b>3,683,158.57</b>	<b>10,937.69</b>	<b>0.00</b>	<b>0.960</b>		<b>1</b>
<b>2. Government Pools</b>												
Texas CLASS LGIP	CLASS0001	None	None	001 General Fund	509,380.34	511,444.29	511,444.29	2,063.95	N/A	1.750	N/A	1
Texas CLASS LGIP	CLASS0002	None	None	002 Water & Sewer Fund	509,380.34	511,444.29	511,444.29	2,063.95	N/A	1.750	N/A	1
Texas CLASS LGIP	CLASS0004	None	None	055 2012 Revenue Bonds	509,380.34	511,444.29	511,444.29	2,063.95	N/A	1.750	N/A	1
Texas CLASS LGIP	CLASS0005	None	None	060 2015 GO Bonds-Rd Improv	874,934.47	405,217.46	405,217.46	3,127.22	N/A	1.750	N/A	1
Texas CLASS LGIP	CLASS0006	None	None	057 2013 GO Bonds - Community Center	1,018,760.53	1,022,888.44	1,022,888.44	4,127.91	N/A	1.750	N/A	1
Texas CLASS-0003 LGIP	CLASS0003	None	None	053 2011 GO Bonds - Town Creek Reg Det	427,996.37	429,730.53	429,730.53	1,734.16	N/A	1.750	N/A	1
Texas CLASS-0007 LGIP	CLASS0007	None	None	024 Waste Water Impact Fees	206,376.48	207,212.70	207,212.70	836.22	N/A	1.750	N/A	1
Texas CLASS-0007 LGIP	CLASS0007	None	None	031 Drainage Impact Fees	380,066.99	381,606.98	381,606.98	1,539.99	N/A	1.750	N/A	1
Texas CLASS-0007 LGIP	CLASS0007	None	None	030 Street Impact Fees	76,625.70	76,936.18	76,936.18	310.48	N/A	1.750	N/A	1
Texas CLASS-0007 LGIP	CLASS0007	None	None	032 Park Land Fees	101,001.28	101,410.52	101,410.52	409.24	N/A	1.750	N/A	1
Texas CLASS-0007 LGIP	CLASS0007	None	None	029 Traffic Impact Fees	254,690.08	255,722.06	255,722.06	1,031.98	N/A	1.750	N/A	1
TexPool - 0002 LGIP	LGIP0002	None	None	024 Waste Water Impact Fees	386,585.85	438,025.90	438,025.90	1,440.05	N/A	1.516	N/A	1
TexPool - 0002 LGIP	LGIP0002	None	None	022 Water Impact Fees	468,820.21	365,182.42	365,182.42	1,362.21	N/A	1.516	N/A	1
TexPool - 0002 LGIP	LGIP0002	None	None	030 Street Impact Fees	42,775.62	67,980.11	67,980.11	204.49	N/A	1.516	N/A	1
TexPool - 0002 LGIP	LGIP0002	None	None	029 Traffic Impact Fees	335,496.97	261,472.12	261,472.12	975.15	N/A	1.516	N/A	1

Description	CUSIP/Ticker	Credit Rating 1	Credit Rating 2	Portfolio Name	Beginning MV	Ending BV	Ending MV	Interest/ Dividends	Ending Market Accrued Interest	Ending YTM @ Cost	Maturity Date	Ending Days To Maturity
TexPool - 0002 LGIP	LGIP0002	None	None	031 Drainage Impact Fees	551,235.66	603,239.64	603,239.64	2,003.98	N/A	1.516	N/A	1
TexPool - 0002 LGIP	LGIP0002	None	None	032 Park Land Fees	164,326.24	220,016.63	220,016.63	690.39	N/A	1.516	N/A	1
TexPool - 0003 LGIP	LGIP0003	None	None	002 Water & Sewer Fund	416,180.61	505,942.64	505,942.64	1,630.84	N/A	1.516	N/A	1
TexPool - 0003 LGIP	LGIP0003	None	None	040 Drainage Utility District	98,965.07	99,214.01	99,214.01	338.94	N/A	1.516	N/A	1
TexPool - 0021 LGIP	LGIP0021	None	None	053 2011 GO Bonds - Town Creek Reg Det	177,813.16	440,299.39	440,299.39	736.23	N/A	1.516	N/A	1
TexPool - 0021 LGIP	LGIP0021	None	None	054 2011 GO Bonds - 2008 Proposition 4	2,092.05	524.53	524.53	1.56	N/A	1.516	N/A	1
TexPool - 0023 LGIP	LGIP0023	None	None	057 2013 GO Bonds - Community Center	642,092.48	340,963.82	340,963.82	1,853.92	N/A	1.516	N/A	1
TexPool - 0023 LGIP	LGIP0023	None	None	056 2013 GO Bonds - Town Creek	577,162.91	637,311.58	637,311.58	1,334.96	N/A	1.516	N/A	1
TexPool - 0024 LGIP	LGIP0024	None	None	058 2014 GO bonds - Fire Station	3,651.22	2,406.39	2,406.39	9.87	N/A	1.516	N/A	1
TexPool - 0024 LGIP	LGIP0024	None	None	059 2014 GO bonds - Road improvements	387,418.21	319,269.60	319,269.60	1,272.82	N/A	1.516	N/A	1
TexPool - 0025 LGIP	LGIP0025	None	None	062 2015 GO Bonds - Rd Improv FM1103	99,948.96	7,274.69	7,274.69	225.28	N/A	1.516	N/A	1
TexPool - 0025 LGIP	LGIP0025	None	None	060 2015 GO Bonds-Rd Improv	274,088.71	214,429.28	214,429.28	924.52	N/A	1.516	N/A	1
TexPool - 0025 LGIP	LGIP0025	None	None	061 2015 GO Bonds - Fire Station 3	9,248.28	9,283.57	9,283.57	34.75	N/A	1.516	N/A	1
TexPool - Prime LGIP	LGIP0003P	None	None	002 Water & Sewer Fund	88,816.88	0.00	0.00	114.31	0.00		N/A	
TexPool - Prime LGIP	LGIP0006P	None	None	001 General Fund	288,640.85	1,537,902.62	1,537,902.62	3,999.22	N/A	1.707	N/A	1
TexPool - Prime LGIP	LGIP0022P	None	None	055 2012 Revenue Bonds	349,535.95	69,126.73	69,126.73	680.78	N/A	1.707	N/A	1
TexPool - Prime LGIP	LGIP0026P	None	None	063 2016 GO Bonds-Borgfeld	131,907.54	132,428.57	132,428.57	521.03	N/A	1.707	N/A	1
TexPool LGIP	LGIP0004	None	None	006 Capital/IT Replacement Fund	75,257.27	69,660.09	69,660.09	248.89	N/A	1.516	N/A	1
TexPool LGIP	LGIP0006	None	None	001 General Fund	209,959.35	2,012,603.50	2,012,603.50	6,172.27	N/A	1.516	N/A	1
TexPool LGIP	LGIP0013	None	None	005 Economic Development Fund	118,284.10	189,821.34	189,821.34	589.74	N/A	1.516	N/A	1
TexPool LGIP	LGIP0013P	None	None	005 Economic Development Fund	68,688.36	68,959.68	68,959.68	271.32	N/A	1.707	N/A	1
TexPool LGIP	LGIP0014	None	None	039 Street - Drain Maintenance Tax	448,654.98	571,622.83	571,622.83	1,781.63	N/A	1.516	N/A	1
TexPool LGIP	LGIP0014P	None	None	039 Street - Drain Maintenance Tax	325,282.90	326,567.77	326,567.77	1,284.87	N/A	1.707	N/A	1
TexPool LGIP	LGIP0018	None	None	002ARevenue Bond Requirement	723,595.51	726,073.87	726,073.87	1,731.66	N/A	1.516	N/A	1
TexPool LGIP	LGIP0022	None	None	055 2012 Revenue Bonds	273,745.90	455,750.01	455,750.01	1,006.46	N/A	1.516	N/A	1
TexPool LGIP	LGIP0026	None	None	063 2016 GO Bonds-Borgfeld	968,552.69	576,194.63	576,194.63	2,279.31	N/A	1.516	N/A	1
TexPool LGIP	LGIP0027	None	None	064 2017 Certificates of Obligation	868,271.42	178,241.84	178,241.84	1,193.71	N/A	1.516	N/A	1
TexPool Prime 0002 LGIP	LGIP0002P	None	None	022 Water Impact Fees	179,394.19	285,381.96	285,381.96	987.77	N/A	1.707	N/A	1
TexPool Prime 0002 LGIP	LGIP0002P	None	None	031 Drainage Impact Fees	352,140.10	403,663.94	403,663.94	1,523.84	N/A	1.707	N/A	1
TexPool Prime 0002 LGIP	LGIP0002P	None	None	030 Street Impact Fees	50,494.82	25,627.79	25,627.79	132.97	N/A	1.707	N/A	1
TexPool Prime 0002 LGIP	LGIP0002P	None	None	032 Park Land Fees	337,897.41	133,686.91	133,686.91	789.50	N/A	1.707	N/A	1
TexPool Prime 0002 LGIP	LGIP0002P	None	None	024 Waste Water Impact Fees	236,205.51	287,271.43	287,271.43	1,065.92	N/A	1.707	N/A	1
TexPool Prime 0002 LGIP	LGIP0002P	None	None	029 Traffic Impact Fees	190,357.72	216,176.07	216,176.07	818.35	N/A	1.707	N/A	1
TexPool Prime 0021 LGIP	LGIP0021P	None	None	053 2011 GO Bonds - Town Creek Reg Det	158,100.06	158,724.47	158,724.47	433.21	N/A	1.707	N/A	1
TexPool Prime 0024 LGIP	LGIP0024P	None	None	059 2014 GO bonds - Road improvements	527,505.47	337,848.62	337,848.62	1,518.41	N/A	1.707	N/A	1
TexPool Prime 0025 LGIP	LGIP0025P	None	None	062 2015 GO Bonds - Rd Improv FM1103	56,919.54	68.94	68.94	142.22	N/A	1.707	N/A	1
TexPool Prime 0025 LGIP	LGIP0025P	None	None	061 2015 GO Bonds - Fire Station 3	0.54	0.00	0.00	0.00	0.00		N/A	
TexPool Prime 0025 LGIP	LGIP0025P	None	None	060 2015 GO Bonds-Rd Improv	0.00	57,075.96	57,075.96	82.60	N/A	1.707	N/A	1
TexStar LGIP	LGIP1110	None	None	001 General Fund	5,840.78	5,860.71	5,860.71	19.93	N/A	1.500	N/A	1
<b>Sub Total/Average 2. Government Pools</b>					<b>16,540,544.97</b>	<b>17,774,234.34</b>	<b>17,774,234.34</b>	<b>63,738.93</b>	<b>0.00</b>	<b>1.617</b>		<b>1</b>
<b>3.Money Market - Mutual Funds</b>												
Wells Fargo Bank MM	MM0525	None	None	002 Water & Sewer Fund	25,630.10	0.00	0.00	0.00	0.00		N/A	
Wells Fargo Securities MM	MM4963	None	None	001 General Fund	190,567.26	216,855.64	216,855.64	658.28	N/A	1.340	N/A	1
Wells Fargo-3637 MM	MM3637	None	None	053 2011 GO Bonds - Town Creek Reg Det	1,428,437.18	139,446.34	139,446.34	1,532.67	N/A	1.340	N/A	1
Wells Fargo-4915 MM	MM4915	None	None	055 2012 Revenue Bonds	13,149.64	13,189.87	13,189.87	40.23	N/A	1.340	N/A	1

Description	CUSIP/Ticker	Credit Rating 1	Credit Rating 2	Portfolio Name	Beginning MV	Ending BV	Ending MV	Interest/ Dividends	Ending Market Accrued Interest	Ending YTM @ Cost	Maturity Date	Ending Days To Maturity
Wells Fargo-4917 MM	MM4917	None	None	057 2013 GO Bonds - Community Center	1,113,585.93	401,949.55	401,949.55	1,640.27	N/A	1.340	N/A	1
Wells Fargo-4917 MM	MM4917	None	None	056 2013 GO Bonds - Town Creek	81,701.87	69,651.74	69,651.74	325.40	N/A	1.340	N/A	1
<b>Sub Total/Average 3. Money Market - Mutual Funds</b>					<b>2,853,071.98</b>	<b>841,093.14</b>	<b>841,093.14</b>	<b>4,196.85</b>	<b>0.00</b>	<b>1.340</b>		<b>1</b>
<b>4. Certificate of Deposit</b>												
Schertz Bank & Trust1.62 2/25/2018	CD4478	None	None	002 Water & Sewer Fund	250,000.00	0.00	0.00	2,008.44	0.00		02/25/2018	
Schertz Bank & Trust1.62 3/4/2018	CD4482	None	None	059 2014 GO bonds - Road improvements	500,000.00	0.00	0.00	4,039.26	0.00		03/04/2018	
Schertz Bank & Trust1.62 3/4/2018	CD4482	None	None	064 2017 Certificates of Obligation	500,000.00	0.00	0.00	4,039.26	0.00		03/04/2018	
Schertz Bank & Trust1.91 6/11/2018	CD4530	None	None	053 2011 GO Bonds - Town Creek Reg Det	0.00	500,000.00	500,000.00	0.00	470.96	1.910	06/11/2018	72
Schertz Bank & Trust1.91 6/11/2018	CD4531	None	None	003 Debt Service Fund	0.00	750,000.00	750,000.00	0.00	706.44	1.910	06/11/2018	72
Schertz Bank & Trust2.07 7/2/2018	CD4513	None	None	001 General Fund	0.00	1,000,000.00	1,000,000.00	0.00	4,933.97	2.070	07/02/2018	93
Schertz Bank & Trust2.18 8/29/2018	CD4479	None	None	002 Water & Sewer Fund	500,000.00	500,000.00	500,000.00	0.00	6,390.68	2.180	08/29/2018	151
Schertz Bank & Trust2.18 8/29/2018	CD4479	None	None	040 Drainage Utility District	175,000.00	175,000.00	175,000.00	0.00	2,236.74	2.180	08/29/2018	151
Schertz Bank & Trust2.18 8/29/2018	CD4480	None	None	055 2012 Revenue Bonds	1,000,000.00	1,000,000.00	1,000,000.00	0.00	12,781.37	2.180	08/29/2018	151
Schertz Bank & Trust2.18 9/5/2018	CD4483	None	None	053 2011 GO Bonds - Town Creek Reg Det	500,000.00	500,000.00	500,000.00	0.00	6,181.64	2.180	09/05/2018	158
Schertz Bank & Trust2.18 9/5/2018	CD4483	None	None	059 2014 GO bonds - Road improvements	500,000.00	500,000.00	500,000.00	0.00	6,181.64	2.180	09/05/2018	158
Schertz Bank & Trust2.33 9/9/2018	CD4532	None	None	059 2014 GO bonds - Road improvements	0.00	500,000.00	500,000.00	0.00	574.52	2.330	09/09/2018	162
Schertz Bank & Trust2.33 9/9/2018	CD4532	None	None	057 2013 GO Bonds - Community Center	0.00	1,000,000.00	1,000,000.00	0.00	1,149.04	2.330	09/09/2018	162
Schertz Bank & Trust2.33 9/9/2018	CD4532	None	None	064 2017 Certificates of Obligation	0.00	500,000.00	500,000.00	0.00	574.52	2.330	09/09/2018	162
Schertz Bank & Trust2.73 1/3/2019	CD4512	None	None	001 General Fund	0.00	1,000,000.00	1,000,000.00	0.00	6,507.12	2.730	01/03/2019	278
Schertz Bank & Trust2.97 3/13/2019	CD4533	None	None	056 2013 GO Bonds - Town Creek	0.00	625,000.00	625,000.00	0.00	915.41	2.970	03/13/2019	347
Schertz Bank & Trust2.97 3/13/2019	CD4533	None	None	055 2012 Revenue Bonds	0.00	375,000.00	375,000.00	0.00	549.25	2.970	03/13/2019	347
Schertz Bank & Trust2.97 3/19/2019	CD4534	None	None	001 General Fund	0.00	500,000.00	500,000.00	0.00	488.22	2.970	03/19/2019	353
Schertz Bank & Trust 1.76 3/8/2018	CD4413	None	None	056 2013 GO Bonds - Town Creek	750,000.00	0.00	0.00	13,200.00	0.00		03/08/2018	
Schertz Bank & Trust 1.76 3/8/2018	CD4413	None	None	055 2012 Revenue Bonds	750,000.00	0.00	0.00	13,200.00	0.00		03/08/2018	
Schertz Bank & Trust 1.76 3/8/2018	CD4413	None	None	057 2013 GO Bonds - Community Center	1,000,000.00	0.00	0.00	17,600.00	0.00		03/08/2018	
Schertz Bank & Trust 1.76 9/6/2018	CD4411	None	None	001 General Fund	1,000,000.00	1,000,000.00	1,000,000.00	8,727.67	1,253.70	1.760	09/06/2018	159
Schertz Bank & Trust 1.77 3/31/2018	CD4304	None	None	001 General Fund	1,000,000.00	0.00	0.00	17,700.00	0.00		03/31/2018	
Schertz Bank & Trust 1.85 3/15/2018	CD4297	None	None	056 2013 GO Bonds - Town Creek	500,000.00	0.00	0.00	9,250.00	0.00		03/15/2018	
Schertz Bank & Trust 1.85 3/15/2018	CD4297	None	None	053 2011 GO Bonds - Town Creek Reg Det	500,000.00	0.00	0.00	9,250.00	0.00		03/15/2018	
Schertz Bank & Trust 2.16 1/3/2018	CD4285	None	None	001 General Fund	1,000,000.00	0.00	0.00	21,600.00	0.00		01/03/2018	
Schertz Bank & Trust 2.18 8/29/2018	CD4479-05	None	None	005 Economic Development Fund	75,000.00	75,000.00	75,000.00	0.00	958.60	2.180	08/29/2018	151
<b>Sub Total/Average 4. Certificate of Deposit</b>					<b>10,500,000.00</b>	<b>10,500,000.00</b>	<b>10,500,000.00</b>	<b>120,614.63</b>	<b>52,853.82</b>	<b>2.291</b>		<b>180</b>
<b>5. Certificate of Deposit - Brokered</b>												
Bank of Hope1.45 9/18/2018	062683AM9	None	None	057 2013 GO Bonds - Community Center	246,761.15	247,000.00	246,634.44	883.11	127.56	1.450	09/18/2018	171
BNY MELLON NA INSTL CTF 1.65 10/30/2018	05584CC61	None	None	053 2011 GO Bonds - Town Creek Reg Det	0.00	245,000.00	244,731.72	0.00	664.52	1.650	10/30/2018	213
Capital One Bank USA 1.35 8/23/2018	140420W89	None	None	056 2013 GO Bonds - Town Creek	247,652.06	248,000.00	247,622.54	1,687.76	330.21	1.350	08/23/2018	145
Connectone Bank 1 2/28/2018	20786ABK0	None	None	056 2013 GO Bonds - Town Creek	247,979.42	0.00	0.00	414.47	0.00		02/28/2018	
DISCOVER BK GREENWOOD DEL 1.8 1/31/2019	254673LV6	None	None	057 2013 GO Bonds - Community Center	0.00	245,000.00	244,622.21	0.00	712.85	1.800	01/31/2019	306
Franklin Synergy Bank 1.1 6/28/2018	35471TCX8	None	None	056 2013 GO Bonds - Town Creek	247,478.21	248,000.00	247,670.16	672.65	22.42	1.100	06/28/2018	89
Goldman Sachs Bank USA 1.35 6/6/2018	38148PNW3	None	None	057 2013 GO Bonds - Community Center	247,840.04	248,000.00	247,899.81	0.00	1,889.56	1.350	06/06/2018	67
LIVE OAK BANKING COMPANY 1.65 8/9/2018	538036DJ0	None	None	057 2013 GO Bonds - Community Center	0.00	245,000.00	244,954.92	221.51	332.26	1.650	08/09/2018	131
Midland States Bank 1.1 5/29/2018	59774QFD9	None	None	057 2013 GO Bonds - Community Center	247,609.40	248,000.00	247,824.17	1,375.21	231.69	1.100	05/29/2018	59
SOUTHWEST NATIONAL BANK WICHITA 2 8/2/2019	845182BE3	None	None	056 2013 GO Bonds - Town Creek	0.00	245,000.00	244,244.66	375.89	389.32	2.000	08/02/2019	489
STATE BK & TR CO 1.75 12/31/2018	855898BL5	None	None	057 2013 GO Bonds - Community Center	0.00	245,000.00	244,673.17	669.55	352.40	1.750	12/31/2018	275
UNITED BANKERS BANK BLOOMINGTON1.9 6/17/2019	909557HA1	None	None	055 2012 Revenue Bonds	0.00	245,000.00	244,194.44	357.10	191.30	1.900	06/17/2019	443



Description	CUSIP/Ticker	Credit Rating 1	Credit Rating 2	Portfolio Name	Beginning MV	Ending BV	Ending MV	Interest/ Dividends	Ending Market Accrued Interest	Ending YTM @ Cost	Maturity Date	Ending Days To Maturity
WASHINGTON FEDERAL PRIMARY 1.65 10/12/2018	938828AP5	None	None	053 2011 GO Bonds - Town Creek Reg Det	0.00	245,000.00	244,799.84	310.11	210.43	1.650	10/12/2018	195
WELLS FARGO BK NA SIOUX FALLS 1.9 3/1/2019	949763MZ6	None	None	057 2013 GO Bonds - Community Center	0.00	245,000.00	244,720.46	752.46	0.00	1.900	03/01/2019	335
<b>Sub Total/Average 5. Certificate of Deposit - Brokered</b>					<b>1,485,320.28</b>	<b>3,199,000.00</b>	<b>3,194,592.54</b>	<b>7,719.82</b>	<b>5,454.52</b>	<b>1.587</b>		<b>224</b>
<b>6. US Government Agencies</b>												
FHLB 1.05 4/29/2019	313382TN3	S&P-AA+	Moody's-Aaa	064 2017 Certificates of Obligation	0.00	494,997.37	493,923.50	0.00	2,216.67	1.990	04/29/2019	394
<b>Sub Total/Average 6. US Government Agencies</b>					<b>0.00</b>	<b>494,997.37</b>	<b>493,923.50</b>	<b>0.00</b>	<b>2,216.67</b>	<b>1.990</b>		<b>394</b>
<b>7. Municipal Bonds</b>												
Austin TX Txbl CO 1.758 9/1/2018	0523966K9	S&P-AAA	None	056 2013 GO Bonds - Town Creek	0.00	315,271.82	314,880.30	2,768.85	461.48	1.551	09/01/2018	154
AZ ST Transprt Brd Hwy 1.631 7/1/2018	040654UZ6	S&P-AA+	None	053 2011 GO Bonds - Town Creek Reg Det	0.00	800,000.00	799,224.00	0.00	3,262.00	1.631	07/01/2018	92
Bossier Parish SD 2 3/1/2018	100272LG6	S&P-AA-	None	056 2013 GO Bonds - Town Creek	100,071.00	0.00	0.00	1,000.00	0.00		03/01/2018	
Dallas TX ISD 4.25 2/15/2019	235308QJ5	S&P-AAA	Moody's-Aaa	056 2013 GO Bonds - Town Creek	0.00	408,144.12	406,816.00	0.00	2,172.22	1.901	02/15/2019	321
Frederick MD Rfdg - Taxable 2 3/1/2018	355748SA3	Moody's-Aa1	S&P-AA+	053 2011 GO Bonds - Town Creek Reg Det	250,112.50	0.00	0.00	2,500.00	0.00		03/01/2018	
Friendswood Tx GO 2 3/1/2018	358568TB9	S&P-AA+	None	056 2013 GO Bonds - Town Creek	200,124.00	0.00	0.00	2,000.00	0.00		03/01/2018	
Hurst Euless Bedford TX ISD 1.427 8/15/2018	447819DU4	S&P-AAA	None	031 Drainage Impact Fees	124,833.75	125,015.51	124,800.00	891.87	227.92	1.393	08/15/2018	137
Hurst Euless Bedford TX ISD 1.427 8/15/2018	447819DU4	S&P-AAA	None	029 Traffic Impact Fees	124,833.75	125,015.51	124,800.00	891.88	227.92	1.393	08/15/2018	137
Mckinney TX Community Development 1.547 8/15/2018	581743AC5	S&P-AA-	None	059 2014 GO bonds - Road improvements	0.00	189,911.09	189,365.40	1,469.65	375.58	1.671	08/15/2018	137
N Texas Municipal Water4.563 9/1/2018	662903KV4	None	None	056 2013 GO Bonds - Town Creek	0.00	505,182.15	504,960.00	0.00	1,901.25	2.051	09/01/2018	154
Oklahoma City Taxable 2 3/1/2018	678519UA5	Moody's-Aaa	S&P-AAA	056 2013 GO Bonds - Town Creek	250,120.00	0.00	0.00	2,500.00	0.00		03/01/2018	
PORT HOUSTON TX5 10/1/2019	7342603Y6	S&P-AAA	None	056 2013 GO Bonds - Town Creek	0.00	260,488.50	260,060.00	0.00	6,250.00	2.151	10/01/2019	549
Port of Corpus Christi 1.854 12/1/2018	733911BJ9	S&P-A+	None	056 2013 GO Bonds - Town Creek	500,085.00	500,840.37	499,150.00	0.00	3,090.00	1.600	12/01/2018	245
Port of Corpus Christi 1.854 12/1/2018	733911BJ9	S&P-A+	None	055 2012 Revenue Bonds	500,085.00	500,840.37	499,150.00	0.00	3,090.00	1.600	12/01/2018	245
SAN ANTONIO TX ISD 4.183 8/15/2019	796269TT5	None	None	056 2013 GO Bonds - Town Creek	0.00	257,375.68	256,187.50	5,228.75	1,336.24	2.000	08/15/2019	502
Texas St Tech Univ 1.804 2/15/2019	882806EL2	S&P-AA	None	059 2014 GO bonds - Road improvements	0.00	74,873.00	74,661.75	0.00	172.88	2.000	02/15/2019	321
Texas St Tech Univ 1.804 2/15/2019	882806EL2	S&P-AA	None	062 2015 GO Bonds - Rd Improv FM1103	0.00	149,745.99	149,323.50	0.00	345.77	2.000	02/15/2019	321
<b>Sub Total/Average 7. Municipal Bonds</b>					<b>2,050,265.00</b>	<b>4,212,704.11</b>	<b>4,203,378.45</b>	<b>19,251.00</b>	<b>22,913.26</b>	<b>1.756</b>		<b>232</b>
<b>8. Cash on Hand - Petty Cash</b>												
City of Cibolo Cash	CASH	None	None	001 General Fund	1,150.00	1,150.00	1,150.00	0.00	N/A	0.000	N/A	1
Utility Fund Cash	CASH02	None	None	002 Water & Sewer Fund	650.00	650.00	650.00	0.00	N/A	0.000	N/A	1
<b>Sub Total/Average 8. Cash on Hand - Petty Cash</b>					<b>1,800.00</b>	<b>1,800.00</b>	<b>1,800.00</b>	<b>0.00</b>	<b>0.00</b>	<b>0.000</b>		<b>1</b>
<b>Total / Average</b>					<b>41,642,297.02</b>	<b>40,706,987.53</b>	<b>40,692,180.54</b>	<b>226,458.92</b>	<b>83,438.27</b>	<b>1.742</b>		<b>93</b>